



**E.T. EURO TRADE
NEDERLAND BV**



DAESAN[®]
WORLDPROOF SAFELOAD

LEVER HOIST - D1 & D3

Loading capacity from 0.75 ton to 6 ton.

- Equipped with a spur gear.
- Enclosed gearing with friction bearing.
- High tensile link chain in accordance with CE standards.
- Upheld in every position by a mounted-in load pressure brake.
- Smooth running
- Little operating force
- Asbestos-free brake discs.
- Optional for galvanized load chain or higher liftfall.

Frame /Side Plate

Rugged, lightweight steel design supports and projects internal mechanism.

Lever / Lever Block

Designed and constructed to be easily operated by one person.

Helps absorb the shock of the load. Can be easily disassembled for maintenance.

Mechanical Load Brake

Brake can hold a full capacity load stationary at any position.

Load is not transferred back to handle during handle advancement.

Gears

Six tooth pinion gear (D1) and Eight tooth pinion gear (D3) and four pocket load sheave makes operation easy. Gears are permanently lubricated.

Load Chain

Electrical welded alloy steel chain is heat treated for wear resistance and strength. Accurately and uniformly sized to seat properly in load sheaves.

Load Block

Supports the suspension hook and allows it to rotate 360 degree under capacity.

Hooks

All hooks are drop forged and heat treated steel designed to bend slowly to warn of overloads with 360 degree swivel easy rigging

Operation D1 type

Two levers and knob control the operation of the DAESAN lever hoist. The lifting "lock" lever can only be engaged when the hoist chain is slack (not under load).

The grip ring is then pulled to engage the load sheave. Choose "up" or "down" position on the handle to raise or lower the load.

Model No	Capacity (ton)	Standartd Lift (meter)	Pulling Effort (kg)	Dimension (mm)					Net weight (kg)	Price (Euro)
				A	B	C	D	E		
D08	0.75	1.5	18	128	151	290	240	30.5	7	189,-
D15	1.5	1.5	18	147	166	340	360	38	10.1	228,-
D30	3	1.5	33	181	194	430	360	46	16.9	297,-
D60	6	1.5	35	181	194	570	360	51	28	486,-

Operation D3 type

Free wheel device for quice positionong of the hook, activating a braking mehcanism which secruely holds the load when hoist is in the nuetral postioion.

Model No	Capacity (ton)	Standartd Lift (meter)	Pulling Effort (kg)	Dimension (mm)					Net weight (kg)	Price (Euro)
				A	B	C	D	E		
D3-08	0.75	1.5	23	128	160	290	240	30.5	7.2	201,-
D3-15	1.5	1.5	30	147	175	340	360	38	10.3	243,-
D3-30	3	1.5	31	181	200	430	360	46	16.7	321,-
D3-60	6	1.5	35	181	200	570	360	51	27.5	507,-

LEVER HOIST - D1 & D3

Daesan lightweight, portable, chain type lever operated puller increase a worker's efficiency in pulling lifting, lowering, moving and skidding objects in industrial maintenance, construction and utility company applications. Minimal effort is required to move tons. The short handle and short stroke are designed to operate in tight places. Excellent for stretching cable and fencing, positioning machinery and building components.

D1



0.75 ton



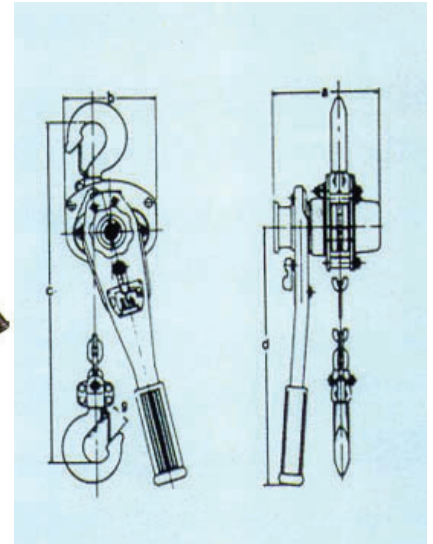
1.5 ton



3 ton



6 ton



D3



0.75 ton



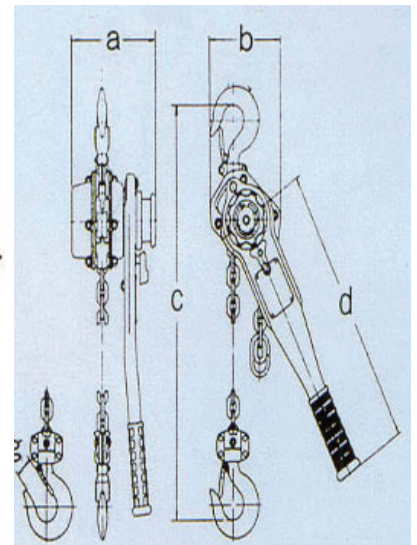
1.5 ton



3 ton



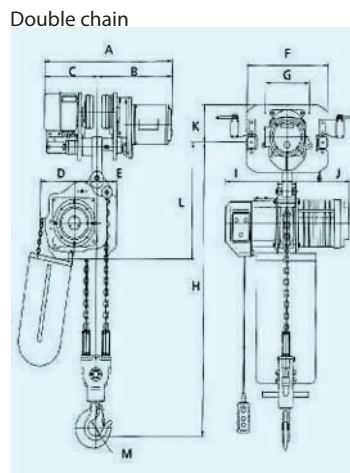
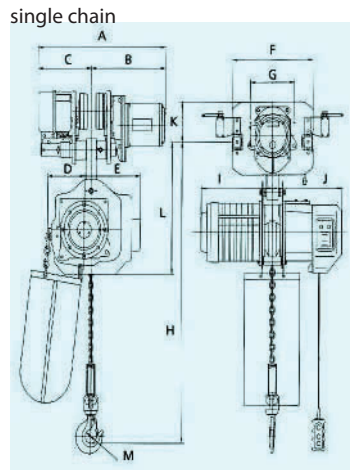
6 ton



ELECTRIC CHAIN HOIST - *DSM series*

DSM series conduct ideal performances with the traversing motor trolley, together with dual safety checking devices. The motorized trolleys have load bars to suit all flange widths on conventional rolled beam girders. Simple and infinitely variable adjustment of the flange width, universal travel wheels for all common steel beams, lateral steel guide rollers.

- 1 to 5 metric tonne capacity.
- Three phase(220/380/440V) hoists for heavy industrial use.
- Mechanism for Lifting Equipment: FEM4m/1Bm, 40%/25% ED.



STANDARD MODELS - *fitted with deluxe components:*

Dual Brake System

Equipped with electro-magnetic brake

Overload Alert Limiter

Signaling "beep" sounds when overloaded SWL 125% above

Double Action Overwining Limiter

Preventing overlifting or overlowering of chain, as built-in inside

Push Button Control Switch

With Emergency Stop Button

Heavy-duty Motor

High torque motor, insulation class "B". Frequent rating available with 40 min. and overheat thermal sensor built-in.

Load chain

Case hardened and abrasion resistant, positioning perfectly on load sheave in high speed operation

Preventive Incorrect Phase Limiter

Preventing a possible wrong installation of power supply (1Ph/3Ph)

* Only available for 60Hz models

Single Speed - Motorized Trolley

Model No	Capacity (ton)	Power Supply (voltage)	Lift (meter)	Chain Fall	Lifting Speed (meter/min)		Trolley Speed (meter/min)		Hoist Motor (Kw)	Duty Rating (min)	Trolley Motor (kw)	Amperage			Load Chain (dia x pitch)	Standard I-beam width (mm)	I-beam min. curve radius	Weight (Kgs)
					50 Hz	60 Hz	50 Hz	60 Hz				220V	380V	440V				
DSM-1S	1	Customer's requested voltage	3	1	6.8	8.2	147	145	1.8	30	0.4	9.2	4.9	4.2	7.1 x 21.0	75 - 125	1100	104
DSM-1.5S	1.5		3	1	8.6	10.3	147	145	3.5	30	0.4	17	9.1	7.9	9.5 x 28.6	100 - 150	1500	160
DSM-2S	2		3	1	6.7	8.1	147	164	3.5	30	0.4	17	9.1	7.9	11.2 x 34.0	100 - 150	1500	166
DSM-2W	2		3	2	3.4	4.1	179	187	1.8	30	0.4	9.2	4.9	4.2	7.1 x 21.0	100 - 150	1500	126
DSM-2.5S	2.5		4	1	5.4	6.5	147	164	3.5	30	0.75	17	9.1	7.9	11.2 x 34.0	100 - 150	1500	198
DSM-3W	3		4	2	4.35	5.15	179	213	3.5	30	0.75	17	9.1	7.9	9.5 x 28.6	100 - 150	1500	217
DSM-5W	5		4	2	2.75	3.25	179	213	3.5	30	0.75	17	9.1	7.9	11.2 x 34.0	125 - 175	2000	248

Variable Speed - Inverter Control (2 speed, 3 speed) / Motorized Trolley

Model No	Capacity (ton)	Power Supply (voltage)	Lift (meter)	Chain Fall	Lifting Speed (meter/min)		Trolley Speed Range (meter/min)	Hoist Motor (Kw)	Duty Rating (min)	Trolley Motor (kw)	Amperage			Load Chain (dia x pitch)	Standard I-beam width (mm)	I-beam min. curve radius	Weight (Kgs)
					2 speed	3 speed					220V	380V	440V				
EDSM-1S	1	Customer's requested voltage	3	1	2.1-6.4	1.3-7.8	1.8-11 / 3.6-22	1.8	15	0.4	9.2	4.9	4.2	7.1 x 21.0	75 - 125	1100	105
EDSM-2S	2		3	1	2.3-6.8	2.0-8.1	1.8-11 / 3.6-22	3.5	15	0.4	17	9.1	7.9	11.2 x 34.0	100 - 150	1500	168
EDSM-2W	2		3	2	1.0-3.2	0.7-3.9	1.8-11 / 3.6-22	1.8	15	0.4	9.2	4.9	4.2	7.1 x 21.0	100 - 150	1500	127
EDSM-3W	3		4	2	1.5-4.5	1.7-5.2	1.6-10 / 3.3-20	3.5	15	0.75	17	9.1	7.9	9.5 x 28.6	100 - 150	1500	218
EDSM-5W	5		4	2	1.2-3.4	1.1-3.3	1.6-10 / 3.3-20	3.5	15	0.75	17	9.1	7.9	11.2 x 34.0	125 - 175	2000	250

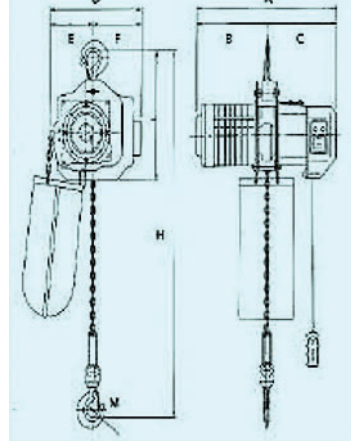
ELECTRIC CHAIN HOIST - DSA series

DSA series fulfills maximum safety requirements, equipped with dual safety checking devices.

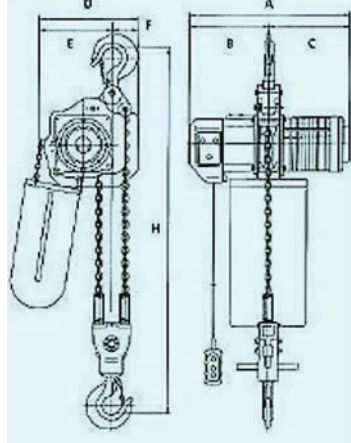
- 1 to 5 metric tonne capacity.
- Three phase(220/380/440V) hoists for heavy industrial use.
- FEM Mechanism for Lifting Equipment: FEM4m 40% ED.



single chain



Double chain



STANDARD MODELS - fitted with deluxe components:

Dual Brake System

Equipped with electro-magnetic brake

Overload Alert Limiter

Signaling "beep" sounds when overloaded SWL 125% above

Double Action Overwinding Limiter

Preventing overlifting or overlowering of chain, as built-in inside

Push Button Control Switch

With Emergency Stop Button

Heavy-duty Motor

High torque motor, insulation class "B". Frequent rating available with 40 min. and overheat thermal sensor built-in.

Load chain

Case hardened and abrasion resistant, positioning perfectly on load sheave in high speed operation

Preventive Incorrect Phase Limiter

Preventing a possible wrong installation of power supply (1Ph/3Ph)

* Only available for 60Hz models

Single Speed - Hook Suspension


Model No	Capacity (ton)	Power Supply (voltage)	Lift (meter)	Chain Fall	Lifting Speed (meter/min)		Hoist Motor (Kw)	Duty Rating (min)	Amperage			Load Chain (dia x pitch)	Weight (Kgs)
					50 Hz	60 Hz			220V	380V	440V		
DSA-1S	1	Customer's requested voltage	3	1	6.8	8.2	1.8	30	9.2	4.9	4.2	7.1 x 21.0	71
DSA-1.5S	1.5		3	1	8.6	10.3	3.5	30	17	9.1	7.9	9.5 x 28.6	116
DSA-2S	2		3	1	6.7	8.1	3.5	30	17	9.1	7.9	11.2 x 34.0	118
DSA-2W	2		3	2	3.4	4.1	1.8	30	9.2	4.9	4.2	7.1 x 21.0	83
DSA-2.5S	2.5		4	1	5.4	6.5	3.5	30	17	9.1	7.9	11.2 x 34.0	124
DSA-3W	3		4	2	4.35	5.15	3.5	30	17	9.1	7.9	9.5 x 28.6	143
DSA-5W	5		4	2	2.75	3.25	3.5	30	17	9.1	7.9	11.2 x 34.0	161

Variable Speed - Inverter Control (2 speed, 3 speed) / Hook Suspension

Model No	Capacity (ton)	Power Supply (voltage)	Lift (meter)	Chain Fall	Lifting Speed Range (meter/min)		Hoist Motor (Kw)	Duty Rating (min)	Amperage			Load Chain (dia x pitch)	Weight (Kgs)
					2 speed	3 speed			220V	380V	440V		
EDSA-1S	1	Customer's requested voltage	3	1	2.1-6.4	1.3-7.8	1.8	15	9.2	4.9	4.2	7.1 x 21.0	72
EDSA-2S	2		3	1	2.3-6.8	2.0-6.8	3.5	15	17	9.1	7.9	11.2 x 34.0	120
EDSA-2W	2		3	2	1.0-3.2	0.7-3.9	1.8	15	9.2	4.9	4.2	7.1 x 21.0	84
EDSA-3W	3		4	2	1.5-4.5	1.7-5.2	3.5	15	17	9.1	7.9	9.5 x 28.6	145
EDSA-5W	5		4	2	1.2-3.4	1.1-3.3	3.5	15	17	9.1	7.9	11.2 x 34.0	163

CHAIN BLOCK

Daesan portable, lightweight hand hoists are compact and provide a dependable working tool for: industrial maintenance, construction sites, machine shops, and production situation where parts need to be positioned accurately but infrequently




0.5 - 2 ton



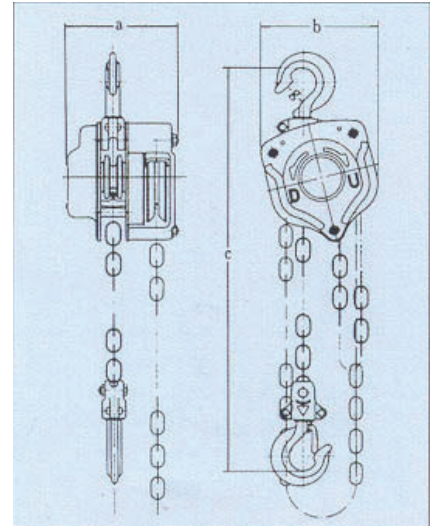
3 ton



5 ton



10 - 20 ton



Lifting capacity from 0.5 ton to 20 ton

- Equipped with spur gear.
- High tensile load chains with CE standards.
- Optional for lift-falls for customer's demand.
- Standard load protector for simple, automatic overload
- Little expenditure of force with full load.
- Slewing load and suspension hook.
- Low pressure brake holds the load in every position.
- Load chain for added strength and durability, with strict CE standard.
- Lift wheel pockets for easier and smooth free change.
- Optional for galvanized load chain or higher liftfall.

Maintenance free and handy operation.

- Anti-drop safety plate inside the cover.
- Brake cover keeps rain and dust out.
- Hook with the wide open for hoisting on multi-use size.
- Non-slip hook provides the firm grip of wire rope.
- Safety latch is bolt & nut, not riveted.
- Chain guide removes the blockade of chain rolling.
- Anchor with outer boss type to avoid accident from overwinding.

Model No	Capacity (ton)	Standard Lift (meter)	Pulling Effort (kg)	Dimension (mm)				Part of Load Chain	Net weight (kg)	Price (Euro)
				A	B	C	D			
DSN 0.5	0.5	2.5	24	147	145	310	31	1	10,9	153,-
DSN 1	1	2.5	33	147	145	330	33,5	1	11,2	157,-
DSN 1.5	1.5	2.5	34	147	164	360	38	1	13,5	189,-
DSN 2	2	3	34	179	187	380	43	1	20,7	246,-
DSN 3	3	3	35	147	164	480	46	2	21,8	354,-
DSN 5	5	3	37	179	213	620	51	2	39,3	510,-
DSN 10	10	3.5	41	179	213	840	55	4	95	1.560,-
DSN 15	15	3.5	41x2	179	213	890	60	6	150	3.390,-
DSN 20	20	3.5	41x2	179	213	1020	85	8	190	5.970,-